

## Virgin Islands Report

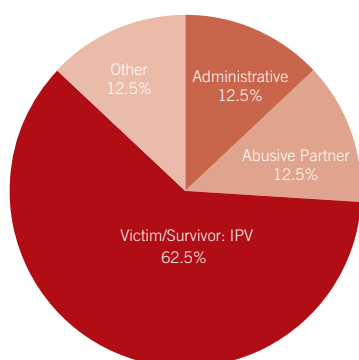
This report is based on The Hotline and *loveisrespect* contacts documented January 1st – June 30th, 2019

In 2019, the National Domestic Violence Hotline and *loveisrespect* documented\* **8 contacts** from the Virgin Islands. The Hotline provides crisis intervention, safety planning, referrals and domestic violence (DV) and intimate partner violence (IPV) education for these contacts. *loveisrespect* engages, educates, and empowers people, especially young people, to prevent and end abusive relationships.

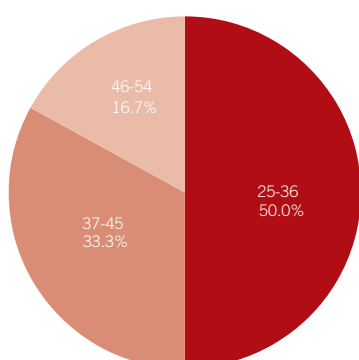
*\*Contacts documented refers to the calls, online chats and texts where a location was self-disclosed.*

Phone	7
Chat	1
Text	0
TTY	0
<b>Total</b>	<b>8</b>

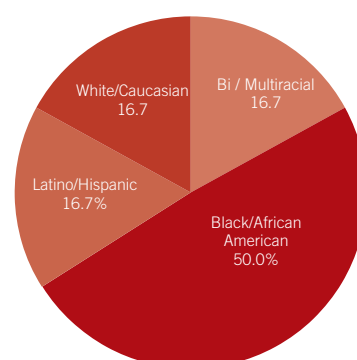
### Who Is Contacting The Hotline And *loveisrespect* From The Virgin Islands?



Contact Type



Victim/Survivor Age



Contact Ethnicity

#### Contact Type Definitions:

**Victim/Survivor Intimate Partner Violence (IPV):** A contact who has experienced abuse by an intimate partner and is looking for information, resources, emotional or other support regarding the abusive relationship.

**Victim/Survivor Non-IPV:** A contact who has experienced abuse from anyone other than an intimate partner (i.e. parent, sibling, caretaker), and is looking for information, resources, or support regarding the abuse.

**Healthy Relationship Inquiry:** A contact discussing intimate partner relationships who is not experiencing a pattern of abusive behaviors.

**Abusive Partner:** A contact who engages in a pattern of behavior to establish power and control over an intimate partner.

**Other:** A contact who is not currently experiencing violence and has needs outside the scope of healthy relationships or intimate partner violence services.

*NOTE: This contact type excludes wrong numbers*

#### Top 3 Cities by Contact Volume

1. Saint Croix	50.0%
2. Christiansted	25.0%
3. St Thomas	25.0%

The National Domestic Violence Hotline is a 501c3 organization that relies on generous contributions from the public, government and corporations to continue operation.

## What Victims/Survivors Are Experiencing

# 71%

### Emotional/Verbal Abuse

Behavior that isn't physical, which may include verbal aggression, intimidation, manipulation, and humiliation, which most often unfolds as a pattern of behavior over time.

# 57%

### Physical Abuse

Non-accidental use of force that results in bodily injury, pain, or impairment. This may include to being slapped, burned, cut, bruised or improperly physically restrained.

# 43%

### Economic/Financial Abuse

When one intimate partner has control over the other partner's access to economic resources, which diminishes the victim's capacity to support themselves.

# 14%

### Digital Abuse

The use of technologies such as texting and social networking to bully, harass, stalk or intimidate a partner.

# 0%

### Sexual Abuse

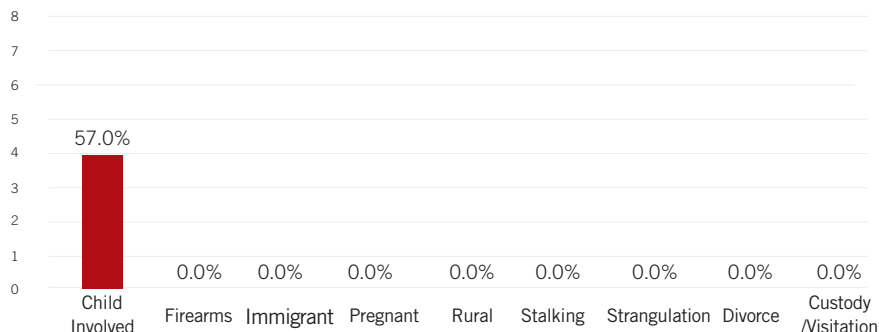
A behavior by one person upon another. It is often perpetrated using force or by taking advantage of another.



This publication was made possible by Grant Number 90EV0426 from the Administration on Children, Youth and Families, Family and Youth Services Bureau, U.S. Department of Health

and Human Services. Its contents are solely the responsibility of the authors and do not necessarily represent the official views of the U.S. Department of Health and Human Services.

## Most Commonly Disclosed Factors By Victim/Survivors



## Victim/Survivor Needs

### Commonly Requested Services:

Shelter	1	14.3%
Legal Advocacy	1	14.3%
Protective/Restraining Order	1	14.3%



### Referrals to Local Service Providers

5

### Offers to Direct Connect

2

### Referrals to Other Resources

2

## Most-Referred Resources

1. Angel Flight West
2. Airport Chaplaincy - Inactive